

Edited by Rev. P. Morgan, PhD

Updated: 2/25/2010

Please request permission to use in writing via E-Mail: [DrPMorgan](mailto:DrPMorgan)

Permission to Use Granted to:

Golden Triangle Emmaus Community  
Emmaus of the Albemarle




## Buttons/Badges

Title: I'm Lovable Butterfly Button Source: [Emmaus of the Albemarle](#)

Materials: Bright color felt

Instructions: Using a bright color piece of felt cut out butterfly shape 1  
Using a different bright color piece of felt, cut out butterfly shape 2  
Center butterfly shape 2 over butterfly shape 1  
This makes 1 felt butterfly shape to back the "I'm Loveable" buttons

Photo:




Title: I'm Lovable Heart Button

Source: [Emmaus of the Albemarle](#)

Materials: Bright color felt

Instructions: Using a bright color piece of felt cut out heart shape 1  
Using a different bright color piece of felt, cut out heart shape 2  
Center heart shape 2 over heart shape 1  
This makes 1 felt heart shape to back the "I'm Lovable" buttons

Photo:



Please request permission to use this edition in writing via E-Mail: [DrPMorgan](#)